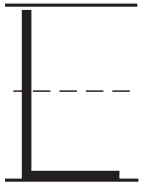
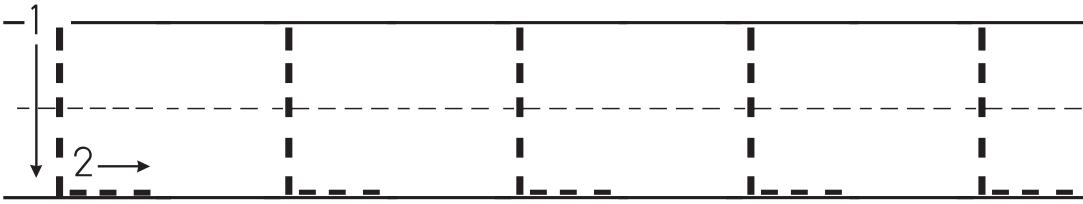


This is the letter L.



Trace the letter L.



Say the name of each picture. Write the letter L next to the pictures that start with the letter L.











Lowercase Letters

Writing the letter l

1

Circle the **lowercase letter l** in the sentence below.
Then draw a picture of the sentence.

Lots of plants have leaves and flowers.

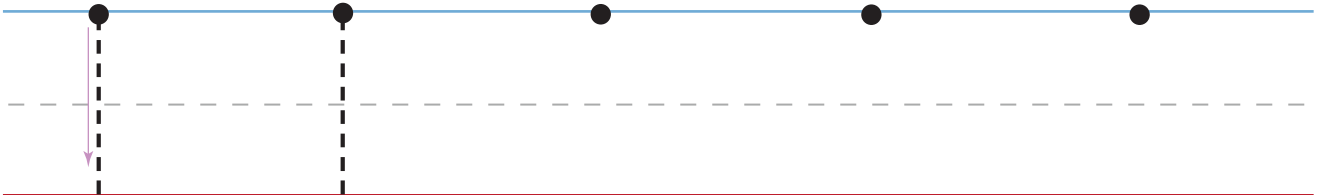
2

Draw a line from the gray dot (●) to the purple dot (●).




3

Now trace the letter l on the lines below.
Then print the letter l yourself!



LETTERS of the ALPHABET



Practice writing the letter L.

Two sets of handwriting practice lines. Each set consists of a solid top line, a dashed middle line, and a solid bottom line. The first set shows a solid black letter 'L' on the left, followed by a dashed 'L' for tracing. The second set shows a solid black letter 'I' on the left, followed by a dashed 'I' for tracing.

Draw and label 2 objects that begin with the letter L.

A large, empty rectangular box with a black border, intended for drawing an object that starts with the letter 'L'. Below the box are three horizontal lines: a solid top line, a dashed middle line, and a solid bottom line, for labeling the drawing.A second large, empty rectangular box with a black border, identical to the first one, for drawing another object starting with the letter 'L'. Below the box are three horizontal lines: a solid top line, a dashed middle line, and a solid bottom line, for labeling the drawing.