

Mrs. Barlowe's Phonics Stories

The Chunk Syllables

B **l** **e**

Terms that I use:

1. “Initial” means first or beginning.
2. “Medial” means middle. It is any letter that is after the first or before the last letter.
3. Parentheses around a letter, “(k)”, mean the sound of the letter; when the letter is underlined, “k”, it is its name.
4. “Voiced” means the letter sound requires the vibration of the vocal cords during its production.
5. “Unvoiced” means the letter sound is made without the vibration of the vocal cords.
6. These rules are for English words and they are not always applicable to names of people and places, or proper nouns.
7. Most English rules have some exceptions.

This lesson is going to teach you about the **chunk syllables**. Chunk syllables are letters that are chunked together in the **final** part of a word.

This syllable is **never accented** or stressed. One of the other syllables in the word will have the accent.

The chunk syllables we are going to go over in this lesson all end in the letters **le**. The **e** is always silent.



These **le** syllables always have a consonant before them. Here are some examples:

ble, tle, dle, kle, ple, fle, cle, zle, gle

Here are some words:

table, handle, simple, rattle, uncle, angle, fizzle, muffle, sprinkle and ankle



Rule Page:

Chunk syllables that end in **le** always come in the **final** position in a word and are **never accented**.



Likable L and **Easy Going E** help make up this syllable with other consonants.




To help us remember this syllable, we will use this symbol:



Practice Worksheet

Look at the words. Fill in the blank with one of the following le chunks: ble, dle, ple, tle, cle, kle, gle, fle. Read the words.


- ta__
- noo__
- jun__
- ap__
- un__
- jin__
- han__
- a__
- ruf__
- ri__
- pic__
- bee__



Practice Worksheet – Key

Look at the words. Fill in the blank with one of the following le chunks: ble, dle, ple, tle, cle, kle, gle, fle. Read the words.


- table
- noodle
- jungle
- apple
- uncle
- jingle
- handle
- able
- ruffle
- rifle
- pickle
- beetle



Credits:

The Letter People graphics:

<http://www.teacherspayteachers.com/Store/Cara-Taylor-8656>



The frames – Debbie Burton:

<http://www.teacherspayteachers.com/Store/K-Is-For-Kinderrific>



The Letter Lady and other graphics:

“Clipart created by Jeanette Baker of Jason’s Online Classroom
(www.teacherspayteachers.com/store/Jasons-Online-Classroom)”

Stories by Susie Barlowe

My TpT contact:

<http://www.teacherspayteachers.com/Store/Susie-Barlowe>