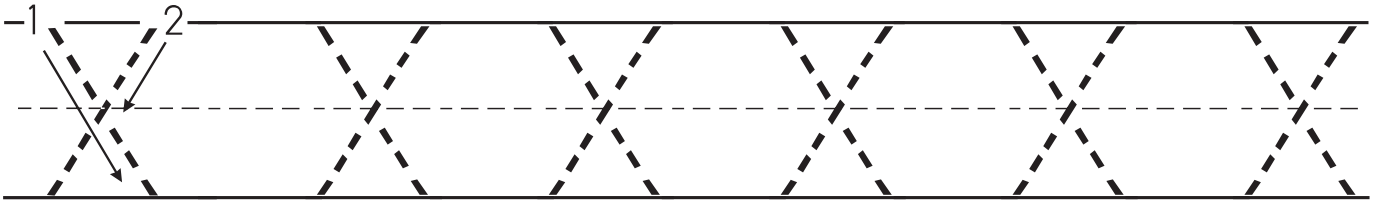


This is the letter X.




Trace the letter X.



Say the name of each picture. Write the letter X next to the pictures that end with the letter X.











Lowercase Letters

Writing the letter x

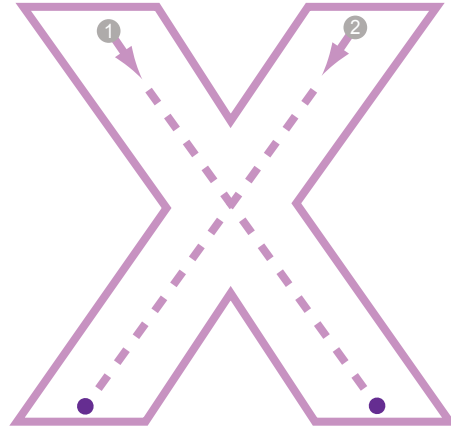
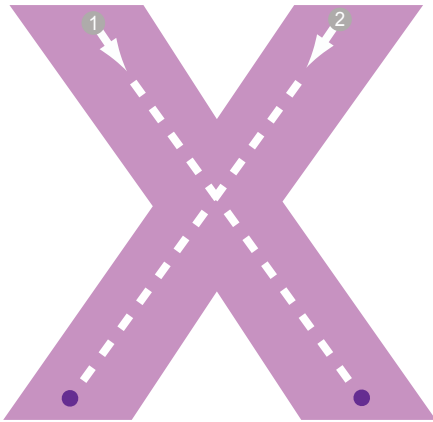
1

Circle the **lowercase letter x** in the sentence below.
Then draw a picture of the sentence.

Alex opens a big box.

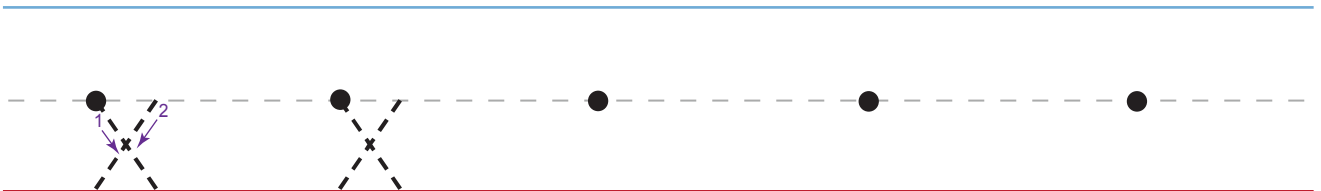
2

Draw a line from the gray dots (●) to the purple dots (●).
Go in order of the numbers.



3

Now trace the letter x on the lines below.
Then print the letter x yourself!



ABC FLASH CARDS

Have your kindergartner color in the pictures and trace the word along the dotted lines.

You can also reuse these flash cards by playing games with them:

- Mix them up and challenge your child to put them back in order
- Ask him to spell names, words, and sentences
- Mix them up, turn them face-down and play a memory matching game!

